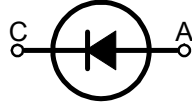



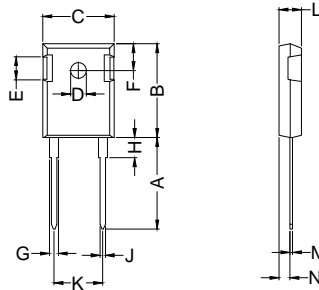
HUR40120

Soft Recovery Behaviour High-Performance Wide Temperature Range Ultra Fast Recovery Epitaxial Diodes



A=Anode, C=Cathode, TAB=Cathode

Dimensions TO-247AC



Dim.	Millimeter		Inches	
	Min.	Max.	Min.	Max.
A	19.81	20.32	0.780	0.800
B	20.80	21.46	0.819	0.845
C	15.75	16.26	0.620	0.640
ØD	3.15	3.65	0.124	0.144
E	4.32	5.49	0.170	0.216
F	5.40	6.30	0.213	0.248
G	1.65	2.13	0.065	0.084
H	3.80	4.50	0.150	0.177
J	1.00	1.40	0.039	0.055
K	10.80	11.10	0.425	0.437
L	4.70	5.30	0.185	0.209
M	0.40	0.80	0.016	0.031
N	1.50	2.49	0.059	0.098



	V _{RSM}	V _{RRM}
	V	V
HUR40120	1200	1200

Symbol	Test Conditions	Maximum Ratings	Unit
I _{FRMS}	T _C =115°C; rectangular, d=0.5	70	A
I _{FAVM}		40	
I _{FSM}	T _{VJ} =45°C; t _p =10ms (50Hz), sine	220	A
E _{AS}	T _{VJ} =25°C; non-repetitive; I _{AS} =1.5A; L=180uH	20	mJ
I _{AR}	V _A =1.25·V _R typ.; f=10kHz; repetitive	1.5	A
T _{VJ}		-55...+175	°C
T _{VJM}		175	
T _{stg}		-55...+150	
P _{tot}	T _C =25°C	170	W
M _d	mounting torque	0.8...1.2	Nm
Weight	typical	6	g

Sirectifier®

HUR40120

Soft Recovery Behaviour High-Performance Wide Temperature Range Ultra Fast Recovery Epitaxial Diodes

Symbol	Test Conditions	Characteristic Values		Unit
		typ.	max.	
I_R	$T_{VJ}=25^{\circ}\text{C}; V_R=V_{RRM}$ $T_{VJ}=150^{\circ}\text{C}; V_R=V_{RRM}$		250 1	uA mA
V_F	$I_F=40\text{A}; T_{VJ}=150^{\circ}\text{C}$ $T_{VJ}=25^{\circ}\text{C}$		1.78 2.74	V
R_{thJC} R_{thCH}		0.23	0.85	K/W
t_{tr}	$I_F=1\text{A}; -di/dt=200\text{A}/\mu\text{s}; V_R=30\text{V}; T_{VJ}=25^{\circ}\text{C}$	26		ns
I_{RM}	$V_R=100\text{V}; I_F=40\text{A}; -di_F/dt=100\text{A}/\mu\text{s}; T_{VJ}=100^{\circ}\text{C}$	5.7	11.9	A

FEATURES

- * International standard package
- * Planar passivated chips
- * Very short recovery time
- * Extremely low switching losses
- * Low I_{RM} -values
- * Soft recovery behaviour
- * RoHS compliant

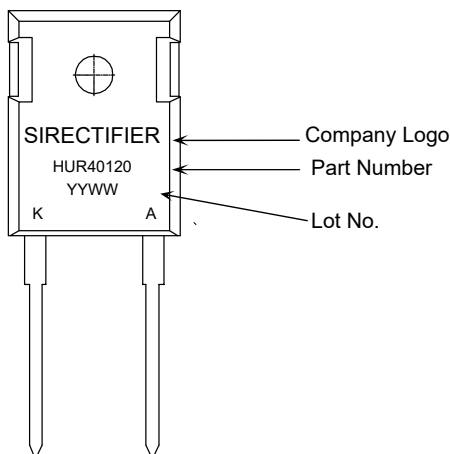
APPLICATIONS

- * Antiparallel diode for high frequency switching devices
- * Antisaturation diode
- * Snubber diode
- * Free wheeling diode in converters and motor control circuits
- * Rectifiers in switch mode power supplies (SMPS)
- * Inductive heating
- * Uninterruptible power supplies (UPS)
- * Ultrasonic cleaners and welders

ADVANTAGES

- * Avalanche voltage rated for reliable operation
- * Soft reverse recovery for low EMI/RFI
- * Low I_{RM} reduces:
 - Power dissipation within the diode
 - Turn-on loss in the commutating switch

MARKING



ORDERING INFORMATION

Part Number	Package	Shipping	Marking Code
HUR40120	TO-247AC	30pcs / Tube	HUR40120

HUR40120

Soft Recovery Behaviour High-Performance Wide Temperature Range Ultra Fast Recovery Epitaxial Diodes

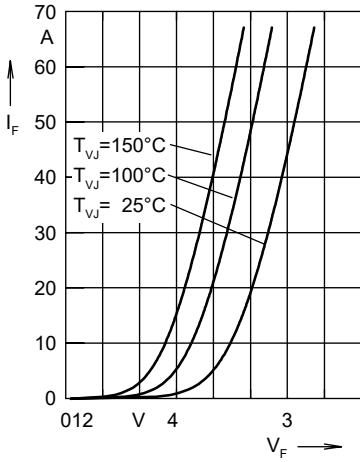


Fig. 1 Forward current I_F versus V_F

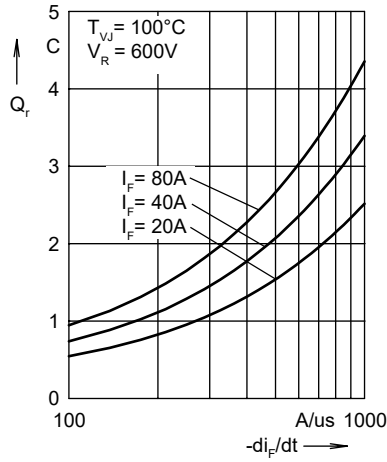


Fig. 2 Reverse recovery charge Q_r versus $-di_F/dt$

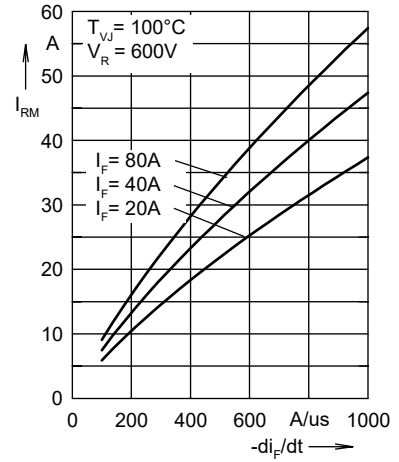


Fig. 3 Peak reverse current I_{RM} versus $-di_F/dt$

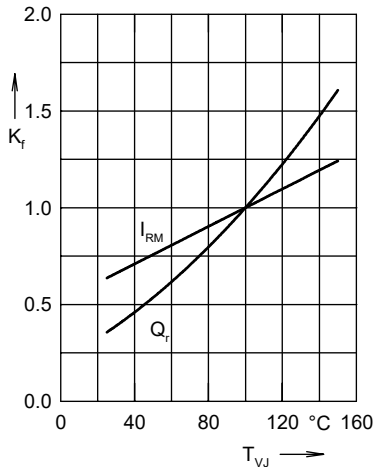


Fig. 4 Dynamic parameters Q_r , I_{RM} versus T_{VJ}

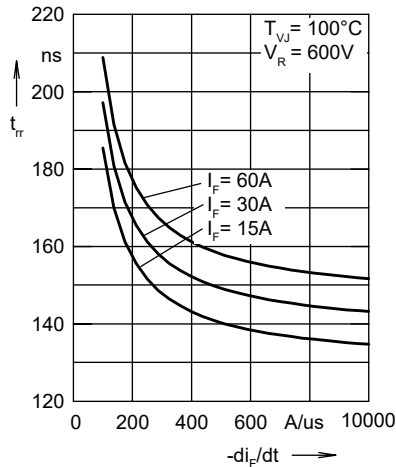


Fig. 5 Recovery time t_{tr} versus $-di_F/dt$

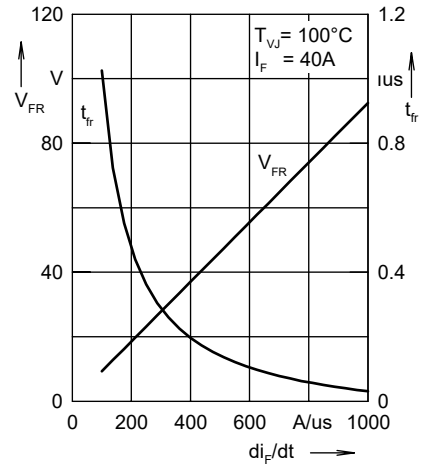


Fig. 6 Peak forward voltage V_{FR} and t_{tr} versus di_F/dt

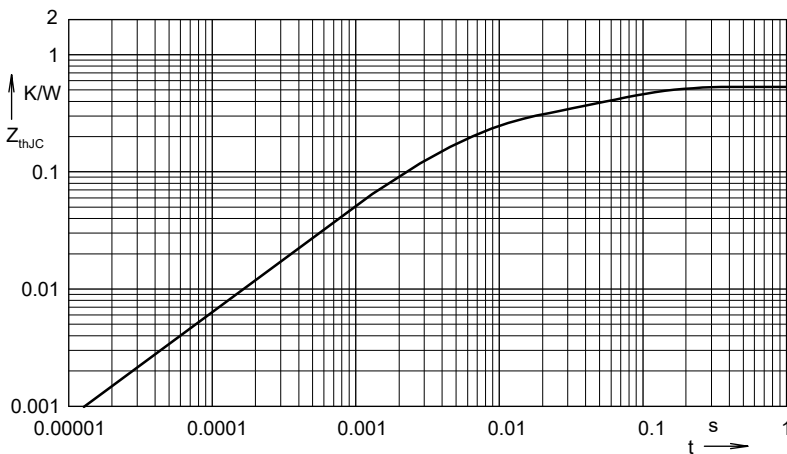


Fig. 7 Transient thermal resistance junction to case

Constants for Z_{thjC} calculation ..A:

i	R_{thi} (K/W)	t_i (s)
1	0.465	0.0052
2	0.179	0.0003
3	0.256	0.0397

Constants for Z_{thjC} calculation ..AR:

i	R_{thi} (K/W)	t_i (s)
1	0.368	0.0052
2	0.1417	0.0003
3	0.0295	0.0004
4	0.5604	0.0092