


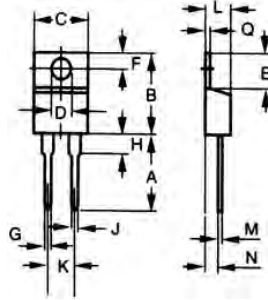
MUR820, MUR860, MUR8100

Ultra Fast Recovery Diodes



A=Anode, C=Cathode, TAB=Cathode

Dimensions TO-220AC



Dim.	Inches		Milimeter	
	Min.	Max.	Min.	Max.
A	0.500	0.580	12.70	14.73
B	0.560	0.650	14.23	16.51
C	0.380	0.420	9.66	10.66
D	0.139	0.161	3.54	4.08
E	2.300	0.420	5.85	6.85
F	0.100	0.135	2.54	3.42
G	0.045	0.070	1.15	1.77
H	-	0.250	-	6.35
J	0.025	0.035	0.64	0.89
K	0.190	0.210	4.83	5.33
L	0.140	0.190	3.56	4.82
M	0.015	0.022	0.38	0.56
N	0.080	0.115	2.04	2.49
Q	0.025	0.055	0.64	1.39

	V_{RSM}	V_{RRM}
	V	V
MUR820	200	200
MUR860	600	600
MUR8100	1000	1000

Symbol	Test Conditions	Maximum Ratings	Unit
I_{FRMS}	$T_{VJ}=T_{VJM}$	16	A
I_{FAVM}	$T_C=115^{\circ}C$; rectangular, $d=0.5$	8	
I_{FRM}	$t_p < 10\mu s$; rep. rating, pulse width limited by T_{VJM}	130	
I_{FSM}	$T_{VJ}=45^{\circ}C$	$t=10ms$ (50Hz), sine $t=8.3ms$ (60Hz), sine	A
	$T_{VJ}=150^{\circ}C$	$t=10ms$ (50Hz), sine $t=8.3ms$ (60Hz), sine	
I^2t	$T_{VJ}=45^{\circ}C$	$t=10ms$ (50Hz), sine $t=8.3ms$ (60Hz), sine	A^2s
	$T_{VJ}=150^{\circ}C$	$t=10ms$ (50Hz), sine $t=8.3ms$ (60Hz), sine	
T_{VJ} T_{VJM} T_{stg}		-40...+150 150 -40...+150	$^{\circ}C$
P_{tot}	$T_C=25^{\circ}C$	50	W
M_d	Mounting torque	0.4...0.6	Nm
Weight	typical	2	g

Sirectifier[®]

MUR820, MUR860, MUR8100

Ultra Fast Recovery Diodes

Symbol	Test Conditions	Characteristic Values		Unit
		typ.	max.	
I_R	$T_{VJ}=25^{\circ}\text{C}; V_R=V_{RRM}$		20	uA
	$T_{VJ}=25^{\circ}\text{C}; V_R=0.8 \cdot V_{RRM}$		10	uA
	$T_{VJ}=125^{\circ}\text{C}; V_R=0.8 \cdot V_{RRM}$		1.5	mA
V_F	$I_F=8\text{A}; T_{VJ}=150^{\circ}\text{C}$		1.3	V
	$T_{VJ}=25^{\circ}\text{C}$		1.5	
V_{TO}	For power-loss calculations only		0.98	V
r_T	$T_{VJ}=T_{VJM}$		28.7	mΩ
R_{thJC} R_{thCK} R_{thJA}		0.5	2.5	K/W
			60	
t_{rr}	$I_F=1\text{A}; -di/dt=50\text{A}/\mu\text{s}; V_R=30\text{V}; T_{VJ}=25^{\circ}\text{C}$	35	50	ns
I_{RM}	$V_R=350\text{V}; I_F=8\text{A}; -di_F/dt=64\text{A}/\mu\text{s}; L \leq 0.05\mu\text{H}; T_{VJ}=100^{\circ}\text{C}$	2.5	2.8	A

FEATURES

- * International standard package JEDEC TO-220AC
- * Glass passivated chips
- * Very short recovery time
- * Extremely low switching losses
- * Low I_{RM}-values
- * Soft recovery behaviour
- * RoHS compliant

APPLICATIONS

- * Antiparallel diode for high frequency switching devices
- * Antisaturation diode
- * Snubber diode
- * Free wheeling diode in converters and motor control circuits
- * Rectifiers in switch mode power supplies (SMPS)
- * Inductive heating and melting
- * Uninterruptible power supplies (UPS)
- * Ultrasonic cleaners and welders

ADVANTAGES

- * High reliability circuit operation
- * Low voltage peaks for reduced protection circuits
- * Low noise switching
- * Low losses
- * Operating at lower temperature or space saving by reduced cooling

Sirectifier®

MUR820, MUR860, MUR8100

Ultra Fast Recovery Diodes

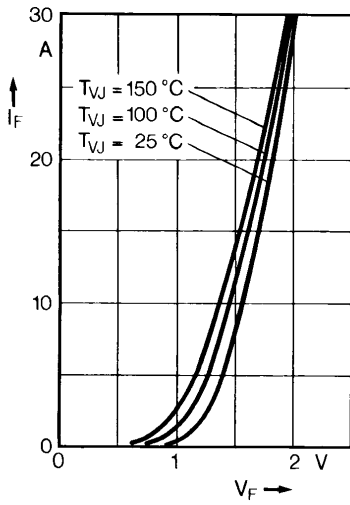


Fig. 1 Forward current versus voltage drop.

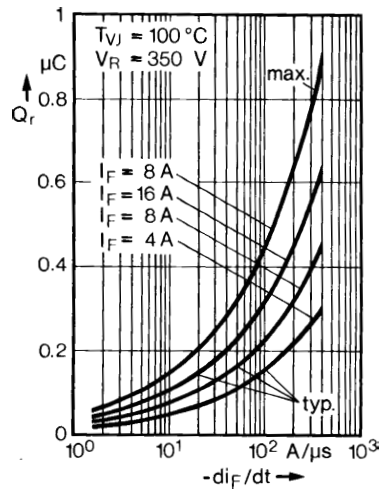


Fig. 2 Recovery charge versus $-di_F/dt$.

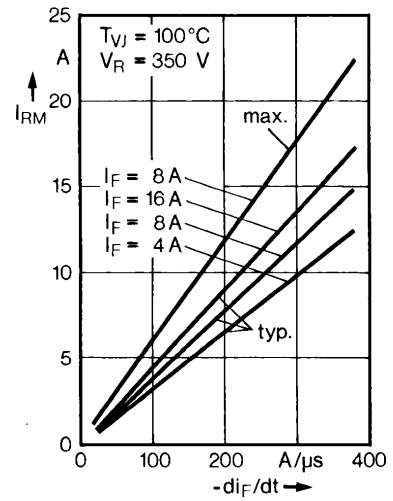


Fig. 3 Peak reverse current versus $-di_F/dt$.

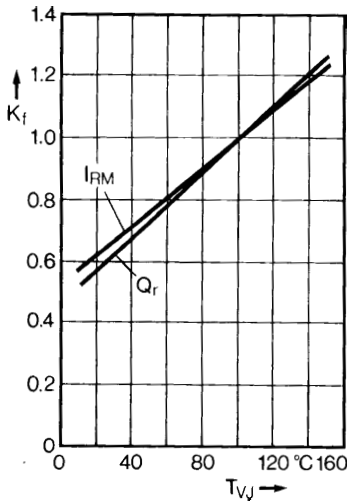


Fig. 4 Dynamic parameters versus junction temperature.

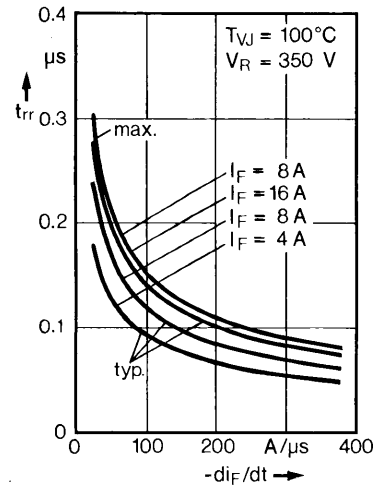


Fig. 5 Recovery time versus $-di_F/dt$.

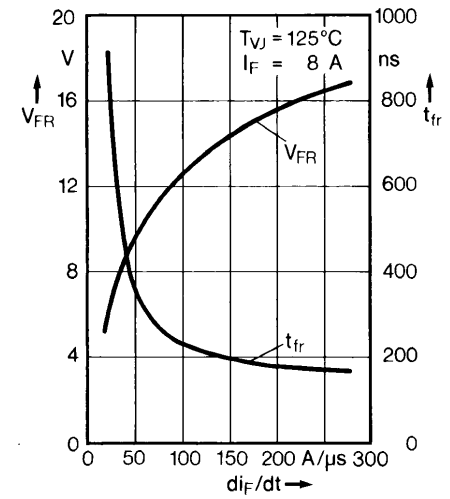


Fig. 6 Peak forward voltage versus di_F/dt .

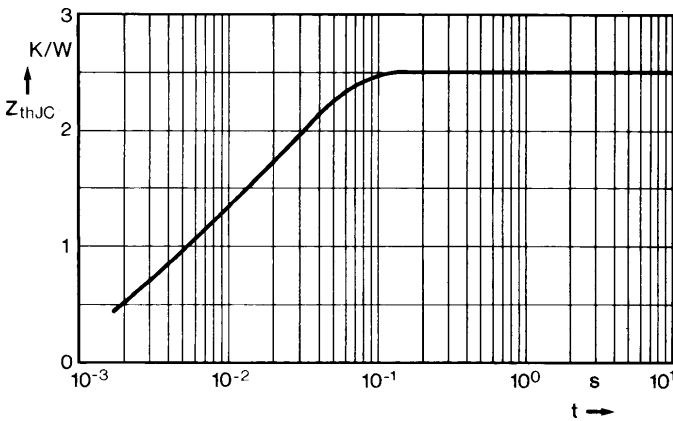


Fig. 7 Transient thermal impedance junction to case.