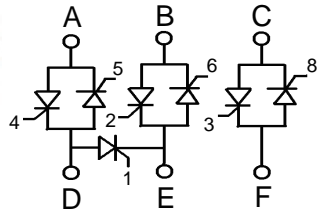
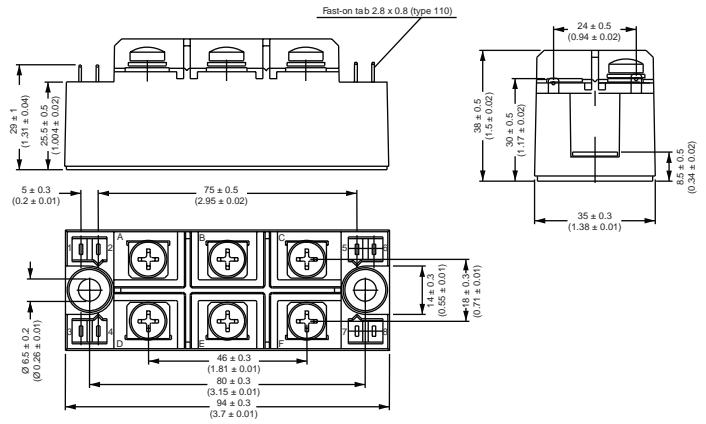


S3SSAC70G16TB

Three Phase Solid State AC Switch Modules



Dimensions in mm (1mm=0.0394")



Type	V _{RSM} V	V _{RRM} V
S3SSAC70G08TB	900	800
S3SSAC70G12TB	1300	1200
S3SSAC70G16TB	1700	1600
S3SSAC70G18TB	1900	1800

Symbol	Test Conditions	Maximum Ratings	Unit	
I _{TRMS} I _{TAVM}	T _{VJ} =T _{VJM} T _C =85°C; 180° sine	110 70	A	
I _{TSM}	T _{VJ} =45°C V _R =0 t=10ms (50Hz), sine t=8.3ms (60Hz), sine	1280 1350	A	
	T _{VJ} =T _{VJM} V _R =0 t=10ms(50Hz), sine t=8.3ms(60Hz), sine	1150 1230		
I ² t	T _{VJ} =45°C V _R =0 t=10ms (50Hz), sine t=8.3ms (60Hz), sine	7500 8100	A ² s	
	T _{VJ} =T _{VJM} V _R =0 t=10ms(50Hz), sine t=8.3ms(60Hz), sine	5600 5250		
(di/dt) _{cr}	T _{VJ} =125°C f=50Hz, t _p =200us V _D =2/3V _{DRM} I _G =0.3A dig/dt=0.3A/us	repetitive, I _T =250A non repetitive, I _T =I _{TAVM}	150 500	A/us
	(dv/dt) _{cr}	T _{VJ} =T _{VJM} ; R _{GK} =∞; method 1 (linear voltage rise)	V _{DR} =2/3V _{DRM}	1000
P _{GM}	T _{VJ} =T _{VJM} I _T =I _{TAVM}	t _p =30us t _p =300us t _p = 10ms	10 5 0.5	W
T _{VJ} T _{VJM} T _{stg}			-40...+125 125 -40...+125	°C
V _{ISOL}	50/60Hz, RMS I _{ISOL} ≤1mA	t=1min t=1s	2500 3000	V~
M _d	Mounting torque (M5) (10-32 UNF)		5 ± 15 % 44 ± 15 %	Nm/lb.in.
Weight			250	g



S3SSAC70G16TB

Three Phase Solid State AC Switch Modules

Symbol	Test Conditions	Characteristic Values	Unit
$I_{b,IR}$	$T_{VJ}=T_{VJM}; V_R=V_{RRM}; V_D=V_{DRM}$	5	mA
V_T, V_F	$I_T, I_F=210A; T_{VJ}=25^{\circ}C$	1.65	V
V_{To}	For power-loss calculations only	0.85	V
r_T		3.2	m Ω
V_{GT}	$V_D=6V;$ $T_{VJ}=25^{\circ}C$ $T_{VJ}=-40^{\circ}C$	1.5 1.6	V
I_{GT}	$V_D=6V;$ $T_{VJ}=25^{\circ}C$ $T_{VJ}=-40^{\circ}C$	100 200	mA
V_{GD}	$T_{VJ}=T_{VJM}; V_D=2/3V_{DRM}$	0.2	V
I_{GD}		5	mA
I_L	$T_{VJ}=25^{\circ}C; t_p=10\mu s$ $I_G=0.45A; di_G/dt=0.45A/\mu s$	450	mA
I_H	$T_{VJ}=25^{\circ}C; V_D=6V; R_{GK}=\infty$	200	mA
t_{gd}	$T_{VJ}=25^{\circ}C; V_D=1/2V_{DRM}$ $I_G=0.45A; di_G/dt=0.45A/\mu s$	2	μs
t_q	$T_{VJ}=T_{VJM}; I_T=20A; t_p=200\mu s; -di/dt=10A/\mu s$ $V_R=100V; dv/dt=15V/\mu s; V_D=2/3V_{DRM}$ typ.	185	μs
I_{RM}		45	A
R_{thJC}	per thyristor/diode; DC current per module	0.42 0.07	K/W
R_{thJK}	per thyristor/diode; DC current per module	0.62 0.11	K/W
d_s	Creeping distance on surface	12.5	mm
d_A	Strike distance through air	7.5	mm
a	Maximum allowable acceleration	50	m/s ²

FEATURES

1. Thyristor controller for AC for mains frequency
2. Isolation voltage 3000 VAC
3. Package with metal base plate

APPLICATIONS

1. Switching and control of three phase AC circuits
2. Light and temperature control
3. Softstart AC motor controller
4. Solid state switches

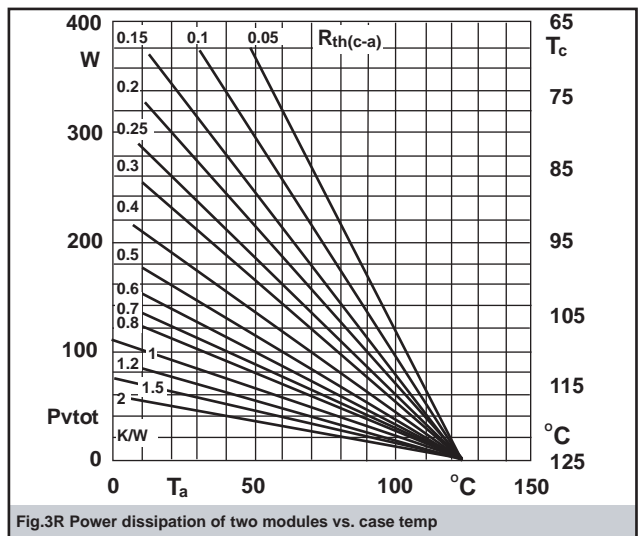
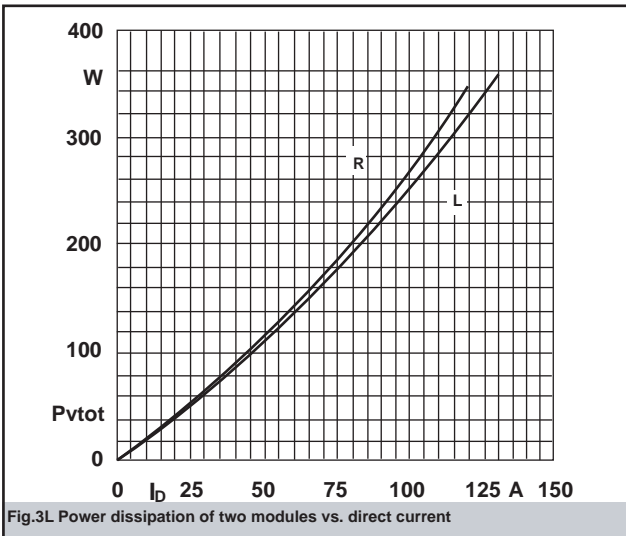
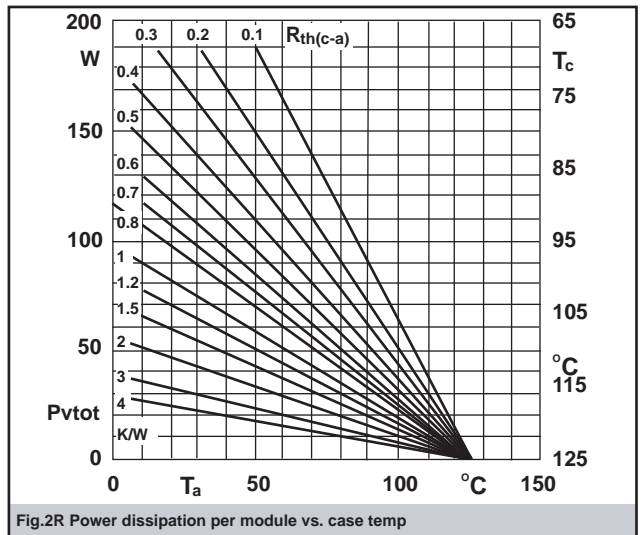
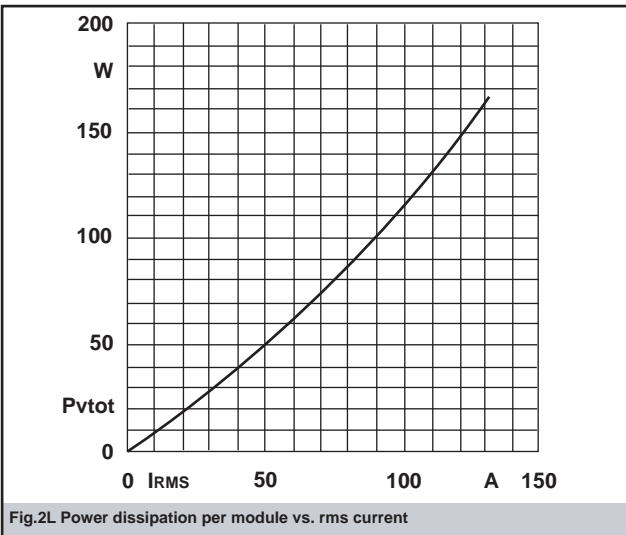
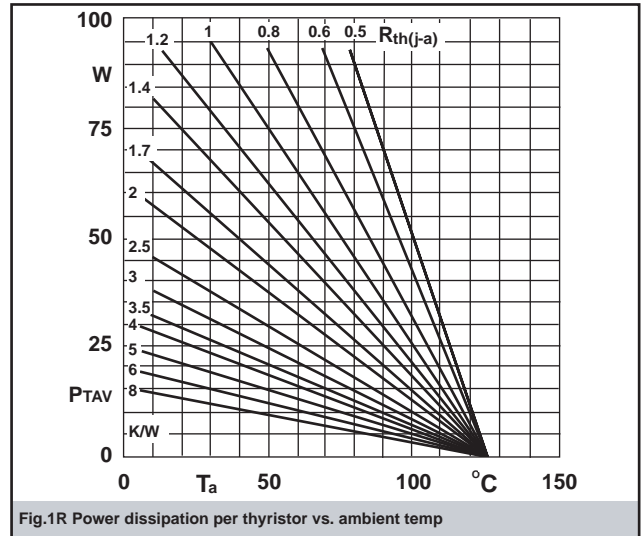
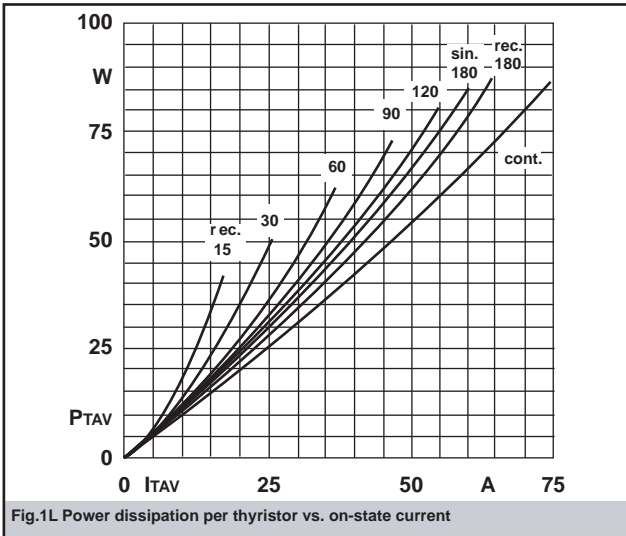
ADVANTAGES

1. Easy to mount with two screws
2. Space and weight savings
3. Improved temperature and power cycling capability
4. High power density

Sirectifier[®]

S3SSAC70G16TB

Three Phase Solid State AC Switch Modules



S3SSAC70G16TB

Three Phase Solid State AC Switch Modules

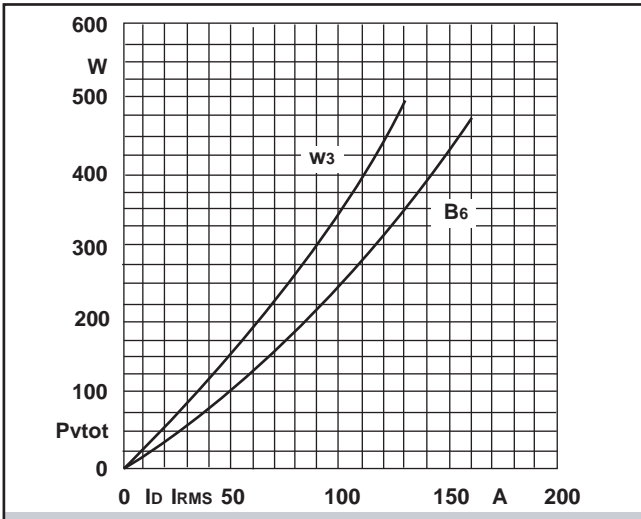


Fig.4L Power dissipation of three modules vs. direct and rms current

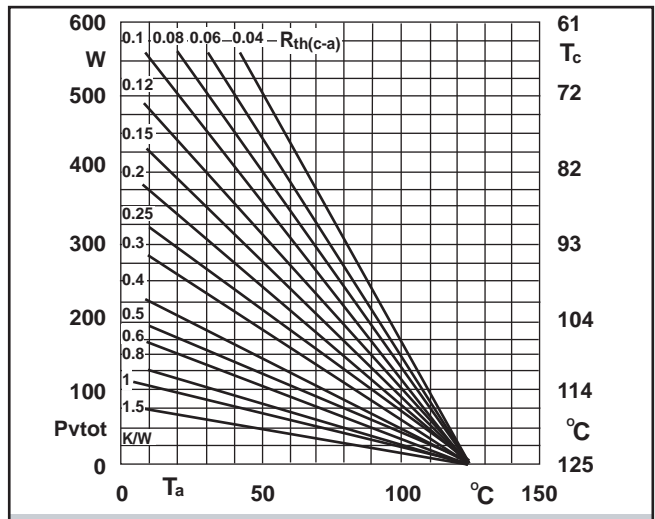


Fig.4R Power dissipation of three modules vs. case temp

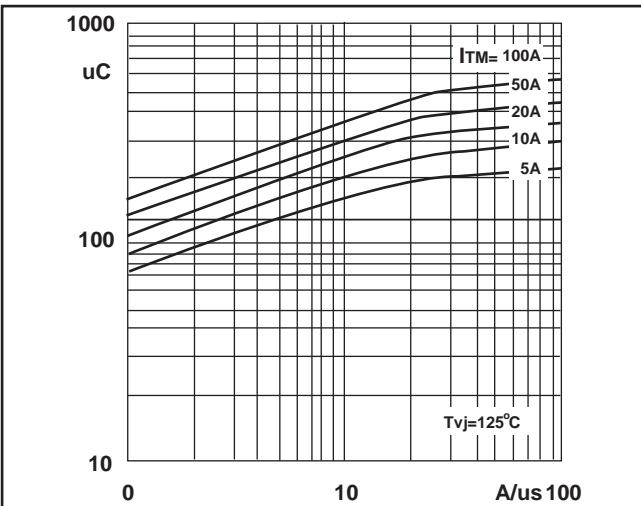


Fig.5 Recovered charge vs. current decrease

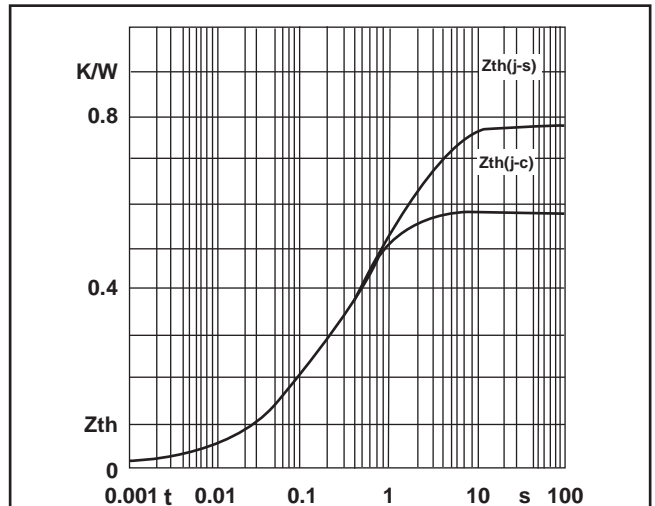


Fig.6 Transient thermal impedance vs. time

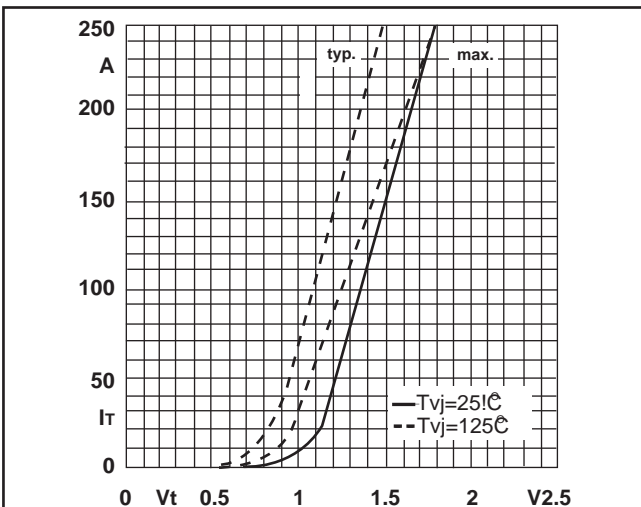


Fig.7 On-state characteristics

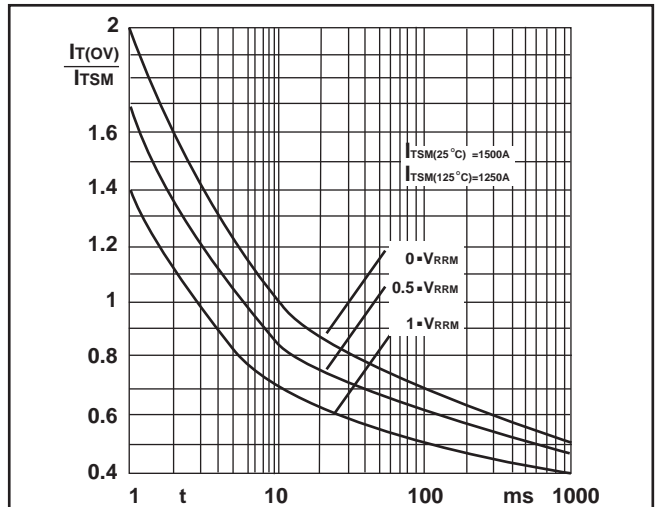


Fig.8 Surge overload current vs. time